WWW.FLYBYHYDRAULIC.COM



FLYBY HYDRAULIC MACHINERY

潍坊成飞越液压机械有限公司

FLYBY

FLYBY Hydraulic Machinery Co., LTD focuses on the production and development of hydraulic system.

FLYBY



FLYBY Hydraulic is located in Caterpillar Industrial Park,

Qingzhou City,

Shandong Province.

[F L Y B Y] mainly produce Tipping valves, limit valves, pneumatic control valve, gear pumps, piston pumps and a complete set of hydraulic system components.

[F L Y B Y] 潍坊成飞越液压机械有限公司专注于液压系统的生产研发，主要生产举升阀、限位阀、气控阀、齿轮泵及整套液压系统零部件。公司位于山东省青州市卡特彼勒工业园区内。

HYDRAULIC TIPPING VALVE
液压举升阀



Tipping valve
(PT-1220)

1.Rated pressure 25Mpa
2. Rated flow 220L/min
3. Air pressure control 0.6~1Mpa
4. Working temperature -20 to 80°C
5. Working medium : Anti-wear hydraulic oil



Tipping valve
(MPT-1220)

1.Rated pressure 25Mpa
2. Rated flow 220L/min
3. Air pressure control 0.6~1Mpa
4. Working temperature -20 to 80°C
5. Working medium : Anti-wear hydraulic oil



Tipping valve
(HT-1350)

1.Rated pressure 25Mpa
2. Rated flow 350L/min
3. Air pressure control 0.6~1Mpa
4. Working temperature -20 to 80°C
5. Working medium : Anti-wear hydraulic oil



Tipping valve
(PC-1220)

1.Rated pressure 25Mpa
2. Rated flow 220L/min
3. Air pressure control 0.6~1Mpa
4. Working temperature -20 to 80°C
5. Working medium : Anti-wear hydraulic oil



Tipping valve
(HT-SAE-1150)

1.Rated pressure 25Mpa
2. Rated flow 220L/min
3. Air pressure control 0.6~1Mpa
4. Working temperature -20 to 80°C
5. Working medium : Anti-wear hydraulic oil



Tipping valve
(4MPT-1220)

1.Rated pressure 25Mpa
2. Rated flow 220L/min
3. Air pressure control 0.6~1Mpa
4. Working temperature -20 to 80°C
5. Working medium : Anti-wear hydraulic oil

The maximum pressure can be adjusted 最大压力出厂前可进行调节

HYDRAULIC TIPPING VALVE
液 压 举 升 阀



Duplex tipping valve
(QSYX-F20L-2)

1. Rated pressure 25Mpa
   Top pressure 20Mpa
2. Rated flow 100L/min Top 60L/min
3. Working temperature -20 to 80℃
4. Working medium: Anti-wear hydraulic oil



Tipping valve
(QHFM34-E15L)

1.Rated pressure 25Mpa
2. Rated flow 220L/min
3. Air pressure control 0.6~1Mpa
4. Working temperature -20 to 80°C
5. Working medium : Anti-wear hydraulic oil



Tipping valve
(QFCK-F20L)

1. Rated pressure 19Mpa
2. Maximum pressure 23Mpa
3. Rated flow 150L/min
5. Air pressure control 7-12bar
5. Working temperature -20 to 80℃
6. Working medium: Anti-wear hydraulic oil



Tipping valve
(PC-1220)

1.Rated pressure 25Mpa
2. Rated flow 220L/min
3. Air pressure control 0.6~1Mpa
4. Working temperature -20 to 80°C
5. Working medium : Anti-wear hydrauli



Tipping valve
(HT-SAE-1150)

1.Rated pressure 25Mpa
2. Rated flow 220L/min
3. Air pressure control 0.6~1Mpa
4. Working temperature -20 to 80°C
5. Working medium : Anti-wear hydraulic oil



Tipping valve
(4MPT-1220)

1.Rated pressure 25Mpa
2. Rated flow 220L/min
3. Air pressure control 0.6~1Mpa
4. Working temperature -20 to 80°C
5. Working medium : Anti-wear hydraulic oil

The maximum pressure can be adjusted 最大压力出厂前可进行调节

HYDRAULIC TIPPING VALVE
液 压 举 升 阀



Duplex tipping valve
(QSYX-F20L-2)

1.Pressure: Maximum working pressure 220bar
Maximum peak pressure 400bar
2.Maximum flow rate:110L/min
3.Control air pressure:0.6-1Mpa
4.Working oil temperature:-20 to 80℃
5.Working medium: Hydraulic oil



Tipping valve
(PC-1220)

1.Pressure: Maximum working pressure 22Mpa
Maximum peak pressure 31.5Mpa
2.Maximum flow rate:120L/min
3.Control air pressure:0.6-1Mpa
4.Working oil temperature:-20 to 80℃
5.Working medium: Hydraulic oil



Pneumatic shunt valve
(23FLF-250-00)

1.Rated pressure 19Mpa
2. Maximum pressure 25Mpa
3. Rated flow 210L/min
4. Working temperature -20 to 80°C
5. Working medium : Anti-wear hydraulic oil



Line explosion-proof valve
(14742101)

1.Rated pressure 25Mpa
2. Rated flow 220L/min
3. Air pressure control 0.6~1Mpa
4. Working temperature -20 to 80°C
5. Working medium : Anti-wear hydraulic oil

The maximum pressure can be adjusted 最大压力出厂前可进行调节

DIRECTIONAL CONTROL VALVE
多路换向阀



Directional valve
(P40 Manual)

1. Rated pressure ：250bar
2. Rated flow ：40-120L/min
3. Operating range: 15-75mm²/s
4. Working temperature ：-40 to 80℃
5. Min viscosity：12mm²/s
6. Max viscosity：400mm²/s
7. Monoblock：1-7 sections
8. Control type: manual, cable, solenoid, pneumatic, electro-hydraulic, etc.



Directional valve
(P80 Manual)

1. Rated pressure ：250bar
2. Rated flow ：40-120L/min
3. Operating range: 15-75mm²/s
4. Working temperature ：-40 to 80℃
5. Min viscosity：12mm²/s
6. Max viscosity：400mm²/s
7. Monoblock：1-7 sections
8. Control type: manual, cable, solenoid, pneumatic, electro-hydraulic, etc.



Directional valve
(P40 Manual 1 control 2)

1. Rated pressure ：250bar
2. Rated flow ：40-120L/min
3. Operating range: 15-75mm²/s
4. Working temperature ：-40 to 80℃
5. Min viscosity：12mm²/s
6. Max viscosity：400mm²/s
7. Monoblock：1-7 sections
8. Control type: manual, cable, solenoid, pneumatic, electro-hydraulic, etc.



Directional valve
(P40 Flexible axle control)

1. Rated pressure ：250bar
2. Rated flow ：40-120L/min
3. Operating range: 15-75mm²/s
4. Working temperature ：-40 to 80℃
5. Min viscosity：12mm²/s
6. Max viscosity：400mm²/s
7. Monoblock：1-7 sections
8. Control type: manual, cable, solenoi pneumatic, electro-hydraulic, etc.



Directional valve
(P120 Manual)

1. Rated pressure ：250bar
2. Rated flow ：40-120L/min
3. Operating range: 15-75mm²/s
4. Working temperature ：-40 to 80℃
5. Min viscosity：12mm²/s
6. Max viscosity：400mm²/s
7. Monoblock：1-7 sections
8. Control type: manual, cable, solenoid, pneumatic, electro-hydraulic, etc.



Directional valve
(P40DY-5OT-24V)

1. Rated pressure ：250bar
2. Rated flow ：40-120L/min
3. Operating range: 15-75mm²/s
4. Working temperature ：-40 to 80℃
5. Min viscosity：12mm²/s
6. Max viscosity：400mm²/s
7. Monoblock：1-7 sections
8. Control type: manual, cable, solenoid, pneumatic, electro-hydraulic, etc.

DIRECTIONAL CONTROL VALVE
多路换向阀



Directional valve
(P40 Solenoid)

1. Rated pressure ：250bar
2. Rated flow ：40-120L/min
3. Operating range: 15-75mm²/s
4. Working temperature ：-40 to 80℃
5. Min viscosity：12mm²/s
6. Max viscosity：400mm²/s
7. Monoblock：1-7 sections
8. Control type: manual, cable, solenoid, pneumatic, electro-hydraulic, etc.



Directional valve
(P80 Solenoid)

1. Rated pressure ：250bar
2. Rated flow ：40-120L/min
3. Operating range: 15-75mm²/s
4. Working temperature ：-40 to 80℃
5. Min viscosity：12mm²/s
6. Max viscosity：400mm²/s
7. Monoblock：1-7 sections
8. Control type: manual, cable, solenoid, etc.



Directional valve
(SD5 Solenoid)

1. Rated pressure ：315bar
2. Rated flow ：45 and 75L/min
3. Operating range: 15-75mm²/s
4. Working temperature ：-40 to 80℃
5. Min viscosity：12mm²/s
6. Max viscosity：400mm²/s
7. Monoblock：1-7 sections
8. Control type: manual, cable, solenoid, pneumatic, electro-hydraulic, etc.



Directional valve
(DCVDY electro-hydraulic)

1. Rated pressure ：350bar
2. Rated flow ：20-200L/min
3. Operating range: 15-75mm²/s
4. Working temperature ：-40 to 80℃
5. Min viscosity：12mm²/s
6. Max viscosity：400mm²/s
7. Monoblock：1-8 sections
8. Control type: manual, joystick, cable, hydraulic, etc.



Directional valve
(P80DY electro-hydraulic)

1. Rated pressure ：250bar
2. Rated flow ：40-120L/min
3. Operating range: 15-75mm²/s
4. Working temperature ：-40 to 80℃
5. Min viscosity：12mm²/s
6. Max viscosity：400mm²/s
7. Monoblock：1-7 sections
8. Control type: manual, cable, solenoid, pr
etc.



Directional valve
(P40DQ electro-pneumatic)

1. Rated pressure ：250bar
2. Rated flow ：40-120L/min
3. Operating range: 15-75mm²/s
4. Working temperature ：-40 to 80℃
5. Min viscosity：12mm²/s
6. Max viscosity：400mm²/s
7. Monoblock：1-7 sections
8. Control type: manual, cable, solenoid, pneumatic, electro-hydraulic, etc.

DIRECTIONAL CONTROL VALVE
多路换向阀



Directional valve
(DCV100 Manual)

1. Rated pressure ：350bar
2. Rated flow ：20-200L/min
3. Operating range: 15-75mm²/s
4. Working temperature ：-40 to 80℃
5. Min viscosity：12mm²/s
6. Max viscosity：400mm²/s
7. Monoblock：1-8 sections
8. Control type: manual, joystick, cable, pneumatic, electro-hydraulic, etc.



Directional valve
(DCV40 Manual)

1. Rated pressure ：350bar
2. Rated flow ：20-200L/min
3. Operating range: 15-75mm²/s
4. Working temperature ：-40 to 80℃
5. Min viscosity：12mm²/s
6. Max viscosity：400mm²/s
7. Monoblock：1-8 sections
8. Control type: manual, joystick, cable, pneumatic, electro-hydraulic, etc.



Directional valve
(DCV20-6)

1. Rated pressure ：350bar
2. Rated flow ：20-200L/min
3. Operating ran
ge: 15-75mm²/s
4. Working temperature ：-40 to 80℃
5. Min viscosity：12mm²/s
6. Max viscosity：400mm²/s
7. Monoblock：1-8 sections
8. Control type: manual, joystick, cable, pneumatic, electro-hydraulic, etc.



Directional valve
(SD5 380)

1. Rated pressure ：315bar
2. Rated flow ：45 and 75L/min
3. Operating range: 15-75mm²/s
4. Working temperature ：-40 to 80℃
5. Min viscosity：12mm²/s
6. Max viscosity：400mm²/s
7. Monoblock：1-7 sections
8. Control type: manual, cable, solenoid, pneumatic, electro-hydraulic, etc.



Directional valve
(SD25QY Hydraulic)

1. Rated pressure ：315bar
2. Rated flow ：25L/min
3. Operating range: 15-75mm²/s
4. Working temperature ：-40 to 80℃
5. Min viscosity：12mm²/s
6. Max viscosity：400mm²/s
7. Monoblock：1-7 sections
8. Control type: manual, cable, solenoid, pneumatic, electro-hydraulic, etc.



Directional valve
(ZT20DQ electro-pneumatic)

1. Rated pressure ：200bar
2. Rated flow ：40 and 100L/min
3. Operating range: 15-75mm²/s
4. Working temperature ：-40 to 80℃
5. Min viscosity：12mm²/s
6. Max viscosity：400mm²/s
7. Monoblock：1-7 sections
8. Control type: manual, Joystick, cable,etc.

DIRECTIONAL CONTROL VALVE
多路换向阀



Directional valve
(RD5200)

1. Rated pressure ：350bar
2. Rated flow ：20-200L/min
3. Operating range: 15-75mm²/s
4. Working temperature ：-40 to 80℃
5. Min viscosity：12mm²/s
6. Max viscosity：400mm²/s
7. Monoblock：1-8 sections
8. Control type: manual, joystick, cable hydraulic, etc.



Directional valve
(RD5300)

1. Rated pressure ：315bar
2. Rated flow ：100L/min
3. Operating range: 15-75mm²/s
4. Working temperature ：-40 to 80℃
5. Min viscosity：12mm²/s
6. Max viscosity：400mm²/s
7. Monoblock：1-3 sections
8. Control type: manual



Directional valve
(HSDS15)

1. Rated pressure ：315bar
2. Rated flow ：60/min
3. Operating range: 15-75mm²/s
4. Working temperature ：-40 to 80℃
5. Min viscosity：12mm²/s
6. Max viscosity：400mm²/s
7. Monoblock：1-12 sections
8. Control type: manual, cable, solenoid, pneumatic, electro-hydraulic, etc.



Directional valve
(V09 Series)

1. Rated pressure ：250bar
2. Rated flow ：90L/min
3. Operating range: 15-75mm²/s
4. Working temperature ：-40 to 80℃
5. Min viscosity：12mm²/s
6. Max viscosity：400mm²/s
7. Waterproof Deutsch switch



Directional valve
(V06 Series)

1. Rated pressure ：250bar
2. Rated flow ：50L/min
3. Operating range: 15-75mm²/s
4. Working temperature ：-40 to 80℃
5. Min viscosity：12mm²/s
6. Max viscosity：400mm²/s
7. Waterproof Deutsch switch



Flow control valve
(LKF Series)

1. Rated pressure ：210bar
2. Rated flow ：30-114L/min
3. Operating range: 15-75mm²/s
4. Working temperature ：-40 to 80℃
5. Min viscosity：12mm²/s
6. Max viscosity：400mm²/s
7.Port: G1/2, G3/4, G3/8

HYDRAULIC GEAR PUMP
液压齿轮泵



Gear pump
(CBCF-S)

1. Rated Pressure 22Mpa
2. Maximum Pressure 25Mpa
3. Rated Revolutions 2000r/min
4. Maximum Revolutions 2500r/min
5. Swept volume ：63、80、100ml/r

Volumetric efficiency ：≥92%



Gear pump
(CBCF-C)

1. Rated Pressure 22Mpa
2. Maximum Pressure 25Mpa
3. Rated Revolutions 2000r/min
4. Maximum Revolutions 2500r/min
5. Swept volume ：63、80、100ml/r

Volumetric efficiency ：≥92%



Gear pump
(CBCF-H)

1. Rated Pressure 22Mpa
2. Maximum Pressure 25Mpa
3. Rated Revolutions 2000r/min
4. Maximum Revolutions 2500r/min
5. Swept volume ：63、80、100ml/r

Volumetric efficiency ：≥92%



Gear pump
(CBCF-SS)

1. Rated Pressure 22Mpa
2. Maximum Pressure 25Mpa
3. Rated Revolutions 2000r/min
4. Maximum Revolutions 2500r/min
5. Swept volume ：63、80、100ml/r

Volumetric efficiency ：≥92%



Gear pump
(C102-25-LAS)

1. Rated Pressure 22Mpa
2. Maximum Pressure 25Mpa
3. Rated Revolutions 2000r/min
4. Maximum Revolutions 2500r/min
5. Swept volume ：63、80、100ml/r

Volumetric efficiency ：≥92%



Gear pump
(CB-2)

1. Rated Pressure 20Mpa
2. Maximum Pressure 25Mpa
3. Rated Revolutions 2200r/min
4. Maximum Revolutions 2500r/min
5. Swept volume ：100ml/r

Volumetric efficiency ：≥92%

HYDRAULIC GEAR PUMP、PISTON PUMP
液 压 齿 轮 泵、柱 塞 泵



Gear pump
(CB-5)

1. Rated Pressure 22Mpa
2. Maximum Pressure 25Mpa
3. Rated Revolutions 2000r/min
4. Maximum Revolutions 2500r/min
5. Swept volume ：63、80、100ml/r

Volumetric efficiency ：≥92%



Gear pump
(CB-FX)

1. Rated Pressure 22Mpa
2. Maximum Pressure 25Mpa
3. Rated Revolutions 2000r/min
4. Maximum Revolutions 2500r/min
5. Swept volume ：63、80、100ml/r

Volumetric efficiency ：≥92%



Gear pump
(CB-F)

1. Rated Pressure 22Mpa
2. Maximum Pressure 25Mpa
3. Rated Revolutions 2000r/min
4. Maximum Revolutions 2500r/min
5. Swept volume ：63、80、100ml/r

Volumetric efficiency ：≥92%



Piston pump
(FR)

1. Rated Pressure 35Mpa
2. Maximum Pressure 45Mpa
3. Maximum continuous speed 1700r/min
4. Maximum Revolutions 2300r/min
5. Swept volume ：40、50、60ml/r
6. Volumetric efficiency ：≥92%



Piston pump
(FR)

1. Rated Pressure 35-37Mpa
2. Maximum Pressure 45Mpa
3. Maximum continuous speed 1400-1500r/min
4. Maximum Revolutions 1900-2000r/min
5. Swept volume ：80、110ml/r
6. Volumetric efficiency ：≥92%



Gear pump
(CBMK)

1. Rated Pressure 20Mpa
2. Maximum Pressure 25Mpa
3. Rated Revolutions 2000r/min
4. Maximum Revolutions 2500r/min
5. Swept volume ：80、100ml/r

Volumetric efficiency ：≥92%

HYDRAULIC PISTON PUMP
液 压 柱 塞 泵



Piston pump
(P6)

1. Rated Pressure 25Mpa
2. Maximum Pressure 30Mpa
3. Rated Revolutions 800r/min
4. Maximum Revolutions 1300r/min
5. Swept volume ：40ml/r
6. Volumetric efficiency ：≥92%



Piston pump
(P7)

1. Rated Pressure 25Mpa
2. Maximum Pressure 30Mpa
3. Rated Revolutions 800r/min
4. Maximum Revolutions 1300r/min
5. Swept volume ：63ml/r
6. Volumetric efficiency ：≥92%



Piston pump
(P9)

1. Rated Pressure 25Mpa
2. Maximum Pressure 30Mpa
3. Rated Revolutions 800r/min
4. Maximum Revolutions 1300r/min
5. Swept volume :80ml/r
6. Volumetric efficiency :≥92%



Adaptor
(Long)



Adaptor
(Short)

CAB CONTROL
手 控 阀



Cab control with slow drop
(BKQF34E-CKG)

1: Pneumatic control range 0.6-1.2Mpa;
2: Nominal diameter 4mm
3: Bidirectional control valve, with tipping, stopping and slow dropping functions.



PTO Cab control
(BKQF34E-CQL)

1: Pneumatic control range 0.6-1.2Mpa;
2: Nominal diameter 4mm
3: Bidirectional control valve, with tipping, stopping, dropping and PTO functions.



Cab control
(BKQF34E-C)

1: Rated pressure 1Mpa
2: Nominal diameter 4mm
3: Bidirectional control valve, with tipping, stopping and dropping functions.



PTO Cab control
(BKQF34-CKG)

1: Pneumatic control range 0.6-1.2Mpa;
2: Nominal diameter 4mm
3: Bidirectional control valve, with tipping, stopping and slow dropping functions.



PTO Cab control
(BKQF34-CQL)

1: Pneumatic control range 0.6-1.2Mpa;
2: Nominal diameter 4mm
3: Bidirectional control valve, with tipping, stopping and PTO functions.



Cab control
(BKQF34-C)

1: Pneumatic control range 0.6-1.2Mpa;
2: Nominal diameter 4mm
3: Bidirectional control valve, with tipping, stopping and dropping functions.

CAB CONTROL
手 控 阀



PTO Cab control
(BKQF34S-CQL)

1: Pneumatic control range 0.6-1.2Mpa；
2: Nominal diameter 4mm
3: Bidirectional control valve, with tipping, stopping, droping and PTO functions.



PTO Cab control
(MZKQF34)

1: Rated pressure 1Mpa
2: Nominal diameter 4mm
3: Bidirectional control valve, with tipping, stopping, dropping and PTO functions.



PTO Cab control
(BKQF34R-CQL)

1: Pneumatic control range 0.6-1.2Mpa；
2: Nominal diameter 4mm
3: Bidirectional control valve, with tipping, stopping and PTO functions.



Cab control
(MS-AIR-TF/LF/AIR-4/3)

1: Rated pressure 1Mpa
2: Nominal diameter 4mm
3: Bidirectional control valve, with tipping, stopping and dropping functions.



Cab control
(MS-AIR-TF/LF)

1: Rated pressure 1Mpa
2: Nominal diameter 4mm
3: Bidirectional control valve, with tipping, stopping and dropping functions.



Cab control
(BKQF34B-C)

1: Rated pressure 1Mpa
2: Nominal diameter 4mm
3: Bidirectional control valve, with tipping, stopping and dropping functions.

CAB CONTROL AND MANUAL VALVE
手控阀、手 扳 阀、气 控 阀



Cab control
(BKQF34B-C)

1: Rated pressure 1Mpa
2: Nominal diameter 4mm
3: Bidirectional control valve, with tipping, stopping and dropping functions.



PTO Cab control
(BKQF34-K)

1: Pneumatic control range 0.6-1.2Mpa；
2: Nominal diameter 4mm
3: Bidirectional control valve, with tipping, stopping, dropping and PTO functions.



Cab control
(BKQF34-G)

1: Pneumatic control range 0.6-1.2Mpa；
2: Nominal diameter 4mm
3: Bidirectional control valve, with tipping, Stopping and slow dropping functions.



MANUAL VALVE
(4R)

1. Working pressure： 0-8.0Kgf/cm²；
2. Ensured pressure resistance: 12.0Kgf/cm²
3. Effective sectional area:12-30mm²
4. Working Medium：Air



MANUAL VALVE
(4H)

1. Working pressure： 0-8.0Kgf/cm²；
2. Motion pattern: Direct drive type
3. Effective sectional area:14-50mm²
4. Working Medium：40 Micron filtered Air



MANUAL VALVE
(4V)

1. Working pressure： 0.15-0.8Mpa；
2. Working type: Internally plot-actuated
3. Effective sectional area:14-16mm²
4. Working Medium：40 Micron filtered Air

The maximum pressure can be adjusted 最大压力出厂前可进行调节

KNOCK-OFF VALVE、BALANCE VALVE
限 位 阀、平 衡 块



Knock-off valve
(XQF-23)

1. Total range: 24mm；
2. Adjustable range: 15mm；
3. Pneumatic control range: 0.6~1.2Mpa



Knock-off valve
(XQF-25)

1. Total range: 26mm
2. Effective range: 10mm；
3. Pneumatic control range: 0.6~1.2Mpa；
4. Adjustable range: 15mm



Knock-off valve
(XQF-22W)

1. Total range: 26mm
2. Effective range: 22mm；
3. Pneumatic control range: 0.6~1Mpa；
4. Adjustable range: 15mm



Knock-off valve
(XQF-22)

1. Total range ： 26mm；
2. Effective range ： 22mm；
3. Pneumatic control range : 0.6~1Mpa；
4. Adjustable range ： 15mm



Knock-off valve
(XYF-E20L-02)

1. Rated pressure： 190bar；
2. Rated flow rate: 80L/min；
3. Operating temperature: -20 to 80°C



Balance valve
(PHS-01)

1. Rated flow: 40L/min
2. Rated pressure: 25Mpa
3. Maximum pressure: 31.5Mpa

The maximum pressure can be adjusted 最大压力出厂前可进行调节

POWER TAKE OFF
取 力 器



PTO
(50F12)

1. Output direction: right-turn
2. Speed ratio: 0.82
3. Output torque: 450Nm
4. Transmission model: Matching FAST automatic transmission with liquid slow F12JZ, F16jZ gearbox

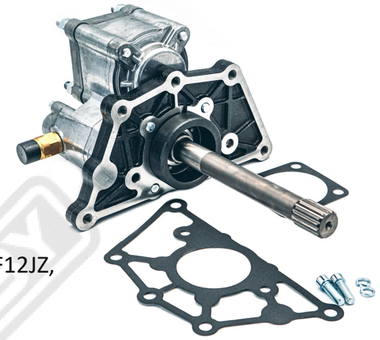

PTO
(50D2420)

1. Output direction: right-turn
2. Speed ratio: 1.05
3. Output torque: 650Nm
4. Transmission model: ZF 12speed TXseries transmission



PTO
(50D12D)

1. Output direction: right-turn
2. Speed ratio: 0.78
3. Output torque: 400Nm
4. Transmission model: Fast 12 (16) speed box with additional auxiliary box and Partial 10-speed transmission 10JSD160TA 12JSD180T 16JSD200TA



PTO
(50C1422H8)

1. Output direction: right-turn
2. Speed ratio: 1
3. Output torque: 450Nm
4. Transmission model : VOLVO 14-speed transmission DT1420 (new) DT1422 DT1425



PTO
(50C1650H8)

1. Output direction: right-turn
2. Speed ratio: 1
3. Output torque: 550Nm
4. Transmission model: ZF16 gear or Shanghai SUODA series transmission ZF16S1650 ZF16S2530 1250B1850 1650K2250



PTO
(50CA1422)

1. Output direction: right-turn
2. Speed ratio: 1
3. Output torque: 550Nm
4. Transmission model : Dongfeng 14 speed 2000Nm transmission DT1420

The maximum pressure can be adjusted 最大压力出厂前可进行调节

POWER TAKE OFF
取 力 器



PTO
(7012DH8)

1. Output direction: right-turn
2. Speed ratio: 0.71
3. Output torque: 700Nm
4. Transmission model: Fast 12 (16) file And some 10-speed gearboxes with extra subcases 10JSD160TA 12JSD180T 16JSD200TA



PTO
(50BLH8)

1. Output direction: right-turn
2. Speed ratio: 0.82
3. Output torque: 450Nm
4. Transmission model : Sinotruk (Jinan) 9, 10, 12, 16 speed transmission such as HW11709, HW19710, HW25712,HW20716 (2500Nm or transmission shaft with hydraulic retarder needs to be extended)



PTO
(MERCEDES-BENZ H8)

1. Output direction: right-turn
2. Speed ratio: 1
3. Output torque: 550Nm
4. For Mercedes-Benz 9, 12, 16 speed transmission



PTO
(SCANIA)



PTO
(9110)



PTO
(1650)

The maximum pressure can be adjusted 最大压力出厂前可进行调节

FLYBY

Hydraulic Oil Tank







Plastic

JT-QZ-110L	750x300x610
JT-QZ-140L	800x300x710
JT-QZ-180L	840x360x720

Aluminum

JH-100b3-BL	600x280x700
JH-108b3-BL	620x280x700
JH-120b3-BL	690x280x700
JH-137b3-BL	770x280x700
JH-150b3-BL	850x280x700

Steel

YX8-80L	620x280x520
YX8-100L	740x280x520
YX8-120L	740x280x700
YX8-140L	840x280x700
YX8-160L	820x330x700

FLYBY

FC Series



[SIZE]

FC149-4-3720
FC149-3-3720
FC149-3-3880
FC149-4-4030
FC149-4-4090
FC149-4-4320
FC149-4-4420
FC149-4-4500
FC149-4-4660
FC149-4-4980
FC149-4-5180
FC149-4-5460
FC149-4-5700

FC157-5-5500
FC157-5-5180
FC157-5-5000
FC157-5-4650
FC157-5-4280
FC157-5-4000
FC157-4-5180
FC157-4-4640
FC157-4-4280
FC157-4-3830
FC157-4-3600
FC157-3-3900

FC169-6-6180
FC169-6-6000
FC169-6-5780
FC169-6-5390
FC169-6-5000
FC169-6-4650
FC169-6-4450
FC169-6-4270
FC169-5-6400
FC169-5-6180
FC169-5-6000
FC169-5-5780
FC169-5-5390

FLYBY

FC Series



[SIZE]

FC169-5-5000
FC169-5-4650
FC169-5-4450
FC169-5-4270
FC169-4-6400
FC169-4-6180
FC169-4-6000
FC169-4-5780
FC169-4-5390
FC169-4-5000
FC169-4-4650
FC169-4-4450
FC169-4-4280
FC169-4-4000

FC179-4-5460
FC179-5-6830
FC179-4-7130
FC179-4-8130
FC179-4-9030
FC191-4-5460
FC191-6-6040
FC191-6-7000
FC191-5-7130
FC191-5-7630
FC191-5-8130
FC191-6-8200
FC191-5-9030
FC191-6-9160
FC191-5-9530

FC214-5-6230
FC214-5-6830
FC214-5-7430
FC214-5-8130
FC214-6-8200
FC214-5-8530
FC214-6-8560
FC214-5-9030
FC214-5-9160
FC214-5-9530

FLYBY

FE Series



[SIZE]

FE149-3-3880
FE149-4-4320
FE149-4-4660
FE149-4-4980
FE149-4-5180

FE157-4-4320
FE157-4-4660
FE157-5-5405
FE157-4-5460
FE157-5-5830
FE157-5-6230
FE157-5-6830
FE157-5-7130

FE169-4-4980
FE169-4-5180
FE169-5-5300
FE169-5-5405
FE169-5-5420
FE169-4-5460
FE169-5-5830
FE169-5-6230
FE169-5-6480
FE169-5-6830
FE169-5-7030
FE169-5-7080
FE169-5-7630

FLYBY

FE Series



[SIZE]

FE179-4-5460
FE179-5-5830
FE179-4-6100
FE179-5-6230
FE179-5-6830
FE179-5-7030
FE179-5-7430

FE191-5-5405
FE191-6-5590
FE191-5-5830
FE191-6-6040
FE191-5-6230
FE191-6-6460
FE191-5-6480
FE191-5-6830
FE191-6-7000
FE191-5-7130
FE191-5-7430
FE191-4-7620
FE191-6-8200
FE191-5-8350
FE191-5-9030

FE214-5-6230
FE214-6-7000
FE214-5-7130

COMPLETE SYSTEM







MACHINING CENTER

We use high precision horizontal and vertical four axis machining center for processing hydraulic clamping products and use German guide knife for the main hole straightness and roundness of the hole processing correction , keep the cylindricity within 3um , improve machining accuracy and reduce dimensional deviation , also improve the processing efficiency.

我们采用高精度的卧式和立式四轴加工中心加工，采用液压装夹，并采用德国绞刀对主孔的直线度和圆度进行加工校正，使孔的圆柱度保持在3um以内，提高了加工精度，减小了尺寸偏差，也提高了加工效率。





PRODUCTION

PROCESS

Company now has advanced excellent imported horizontal processing center and vertical processing center, also advanced cathodic electrophoretic coating production line and other precision manufacturing equipment have been introduced. We have cylindricity tester, hardness tester, thread tester, simulation vehicle hydraulic system test bench and other advanced laboratory, inspection equipment.

公司现拥有先进精良的进口卧式加工中心及立式加工中心，引进国内先进的阴极电泳涂装生产线等精密制造设备。

拥有圆柱度仪、硬度仪、螺纹测量仪、模拟整车液压系统试验台、盐雾试验室等先进化验、检验设备。

FLYBY



气动控制阀
加工中心



Pneumatic valve

Machining center

PROCESSING ZONE

[About]

The machine is imported from South Korea and adopts hydraulic tooling, which can ensure the processing accuracy, product consistency and improve efficiency.



ELECTROPHORETIC WORKSHOP

Cathode electro-coating makes the work piece layer uniform, flat and smooth with high adhesion, corrosion resistance, impact resistance,

阴极电泳镀层使工件层均匀、平整、光滑，具有高附着力、耐腐蚀、耐冲击。



performance is obvious due to other coating processes.



FLYBY





STORAGE CENTER

FLYBY





STORAGE CENTER





ASSEMBLY ROOM

Closed independent, clean environment, away from tuyere, dust, keep room temperature all time.



The valve rod adopts advanced 7 axis centerless grinder for rough and fine grinding , each step takes shape once , the cylindricity of the finished product can be less than 1.5 microns, the dimensional accuracy, shape and position tolerance of the products have been improved , The consistency and universality of the products are guaranteed, and the processing efficiency is improved.

阀杆采用先进的7轴无心磨床进行粗磨和精磨，每步一次成型，成品圆柱度可小于1.5微米，提高了产品的尺寸精度、形状和位置公差，保证了产品的一致性和通用性，提高了加工效率。

FLYBY

PUMP ASSEMBLE







INVENTORY







DIRECTIONAL CONTROL VALVE

PISTON PUMP

CAB CONTROL

PROCESSING DETAIL



Automatic blanking



Centerless Grinding



Quality Check



Assembly



Assembly

DIRECTIONAL CONTROL VALVE ASSEMBLE AND TEST



















SYSTEM DETAIL

Knock-off valve

Tipping valve

Gear pump

TEST

Every product must be tested before leaving the factory to ensure that all the performance indicators are up to standard.

每件产品出厂前都要经过严格检测试验，确保各项性能指标达标。









SHIPMENT.







FLYBY HYDRAULIC MACHINERY CO., LTD

TEL：400-997-0888

Email：Admin@flybyhydraulic.com

Web：WWW.FLYBYHYDRAULIC.COM

Alibaba Web: wfcfy.en.alibaba.com

Made-in China Web: cfyhydraulic.en.made-in-china.com